





Nursery





<p><i>Clarify vocabulary</i></p>	<ul style="list-style-type: none"> • Which is the rhyming word? Which other words rhyme with this? • What does _____ (new word) mean? e.g. 'enormous', 'roar', 'invitation'.
<p><i>Retrieve</i></p>	<ul style="list-style-type: none"> • Who/ what/ where/ which/ when...? • What happened to ... at the end? • What is your favourite part of the book? Explain why you like it.
<p><i>Summarise</i></p>	<ul style="list-style-type: none"> • Retell the main events – beginning, middle and end. Show your child how to do this and encourage them to remember much of what happens, prompting with questions if necessary.
<p><i>Infer</i></p>	<ul style="list-style-type: none"> • Who is your favourite character and why? • "I wonder what happened to that character.....?" • Help your child elaborate on their ideas: "That character looks sad. Do you think it is because...?"
<p><i>Predict</i></p>	<ul style="list-style-type: none"> • Look at the cover/ title/ blurb. Think about who/ what the characters, setting, events might be. • Will this story have a happy ending? • What might happen to the character in the end?
<p><i>Structure and organisation</i></p>	<ul style="list-style-type: none"> • Find the front cover, title, back cover, blurb. • What does the author do? • Follow the text with your finger from left to right and top to bottom and encourage children to do the same.
<p><i>Language choice</i></p>	<ul style="list-style-type: none"> • Find the rhyme/ repeated phrase. Join in when it comes up. • Spot words that start with the same initial sound. • Count or clap syllables in a word.